

March 2026 ECA Analysis

James Ging, Chief Operating Officer
April 16th, 2026



Overview

- Total cost over budget \$150,150.32

	Actual	Budget Forecast	Actual -Budget
Total Transmission Costs	\$1,482,276.24	\$1,571,859.08	(\$89,582.84)
Total Energy Costs	\$864,664.58	\$812,171.60	\$52,492.99
Total Capacity Costs	\$1,313,173.43	\$1,127,249.36	\$185,924.07
Total Administrative Costs	\$343,168.68	\$343,168.68	\$0.00
Margin (\$0.40/MWh)	\$22,079.41	\$20,763.30	\$1,316.11
Total Costs	\$4,025,362.33	\$3,875,212.01	\$150,150.32

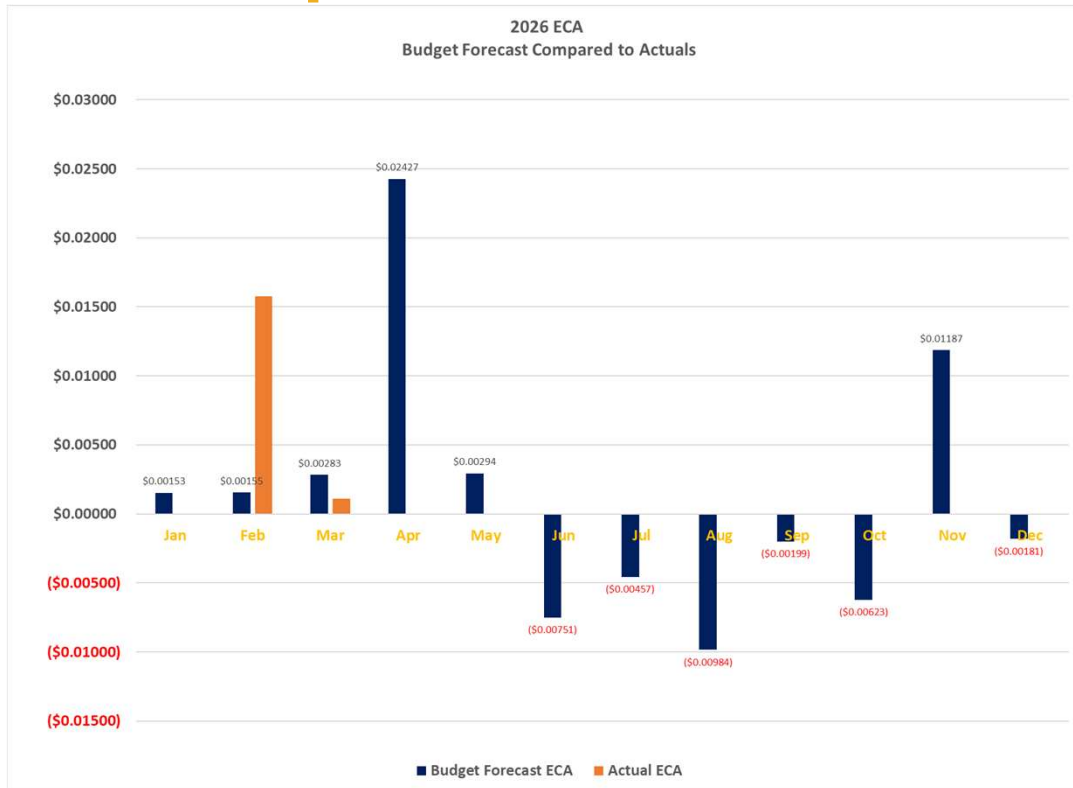
Overview

- Transmission Cost Below Budget (\$89,582.84)
- Energy Cost Above Budget \$52,492.99
- Capacity Cost Above Budget \$185,924.01

- KPP Demand Above Budget 30%
- KPP Energy Above Budget 6%
- KPP LF 57% (Budget LF was 70%)

	Actual Costs	Budget Costs	Difference
Total Transmission Costs	\$11.27	\$15.53	(\$4.26)
Total Energy Costs	\$15.66	\$15.65	\$0.02
Total Capacity Costs	\$10.17	\$11.36	(\$1.19)
Total Administrative Costs	\$6.22	\$6.61	(\$0.39)
Margin (\$0.40/MWh)	\$0.40	\$0.40	\$0.00
Total Costs	\$43.72	\$49.55	(\$5.83)
March 2025 ECA			
Billing Unit	Actual	Budget Forecast	
Capacity Demand (kW-Mo)	129,098	99,191	
Admin Trans Demand (kW-Mo)	131,552	101,203	
Energy (MWh)	55,199	51,908	
Average Monthly Cost (\$/MWh)	\$72.93	\$74.66	
Average Annual Cost (\$/MWh)	\$71.83	\$71.83	
ECA (\$/kWh)	\$0.00110	\$0.00283	

ECA Graph



- January ECA (.00004)/KWh. Too Small To Show On Graph.
- April – Typical Shoulder Month Issues
 - Capacity-Seeing Dogwood O&M Spike from Outage in March
 - Transmission cost Are Flat
 - Energy Dogwood Output Is Lower Than Normal. And As Expected Energy Cost For Dogwood +/- Reflect The Lower Output

ECA Analysis Details - Transmission

Cost Item	Actual	Budget Forecast
SPP Transmission Charges	\$1,376,996.77	\$1,466,918.42
MKEC Local Charges	\$19,654.27	\$24,398.58
SCADA	\$8,607.23	\$2,895.42
Metering Equipment	\$1,714.58	\$3,297.50
NERC Costs	\$0.00	\$0.00
Facilitator Costs	\$46,011.07	\$45,108.89
Kingman Project	\$29,292.32	\$29,240.28
Other	\$0.00	\$0.00
Total Transmission Costs	\$1,482,276.24	\$1,571,859.08

ECA Analysis Details - Energy

- Load LMPs Average estimated at \$14.09/MWH in budget – actual settlement for WR, MW and MKEC loads was \$12.01/MWH
- Gas costs estimated at \$3.69/MMBtu based on NYMEX futures, gas prices average was \$3.04
- Other –Tenaska Monthly TCR Cost

Cost Item	Actual	Budget Forecast
GRDA Energy Costs	\$387,161.50	\$351,158.70
SPA Energy Costs	\$8,088.08	\$12,923.52
Greensburg Energy Costs	\$147,320.38	\$74,393.76
Dogwood Energy Costs	\$547,698.18	\$353,970.74
Marshall Energy Costs	\$381,145.27	\$375,967.20
Municipal Generation Costs	\$151,224.95	\$83,587.93
SPP IM Charges	(\$798,921.78)	(\$439,830.25)
Other	\$40,948.00	\$0.00
Total Energy Costs	\$864,664.58	\$812,171.60

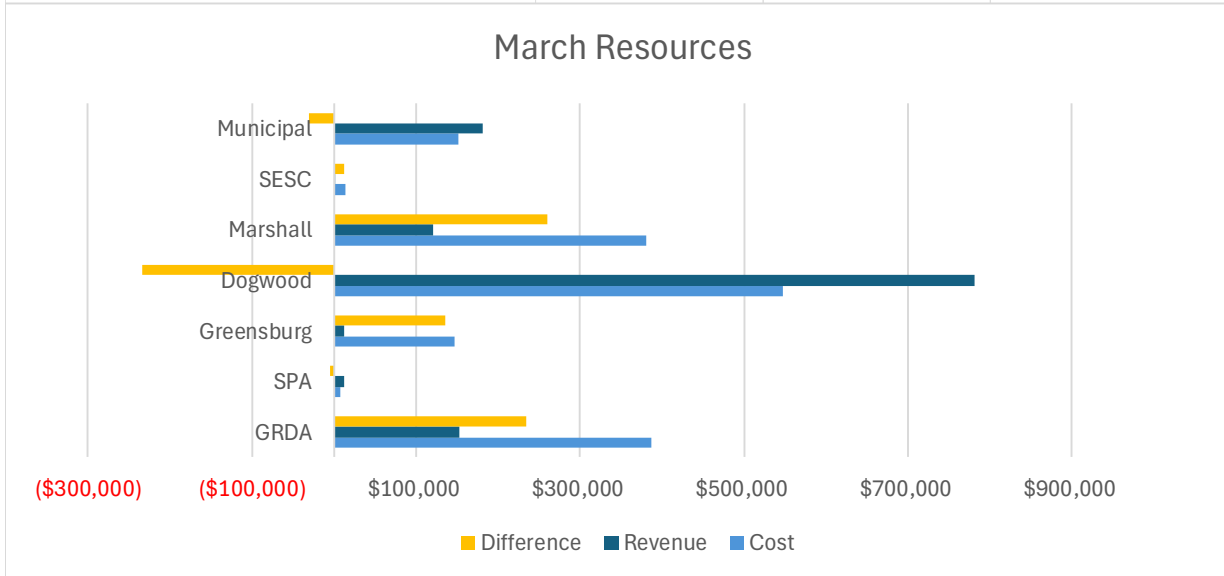
	Cost	Revenue	Difference
GRDA	\$387,161.50	\$ 152,984.40	234,177.10
SPA	\$8,088.08	\$ 12,778.71	(4,690.63)
Greensburg	\$147,320.38	\$ 12,105.54	135,214.84
Dogwood	\$547,698.18	\$ 781,458.44	(233,760.26)
Marshall	\$381,145.27	\$ 121,485.13	259,660.14
SESC	\$ 13,849.00	\$673.81	13,175.19
Municipal	\$151,224.95	\$181,856.05	(30,631.10)
			373,145.28
		Note	() is credit to KPP

ECA Analysis Details

Monthly Resource Performance

Energy Market Only

Note: This does not reflect all monthly cost, only variable cost.

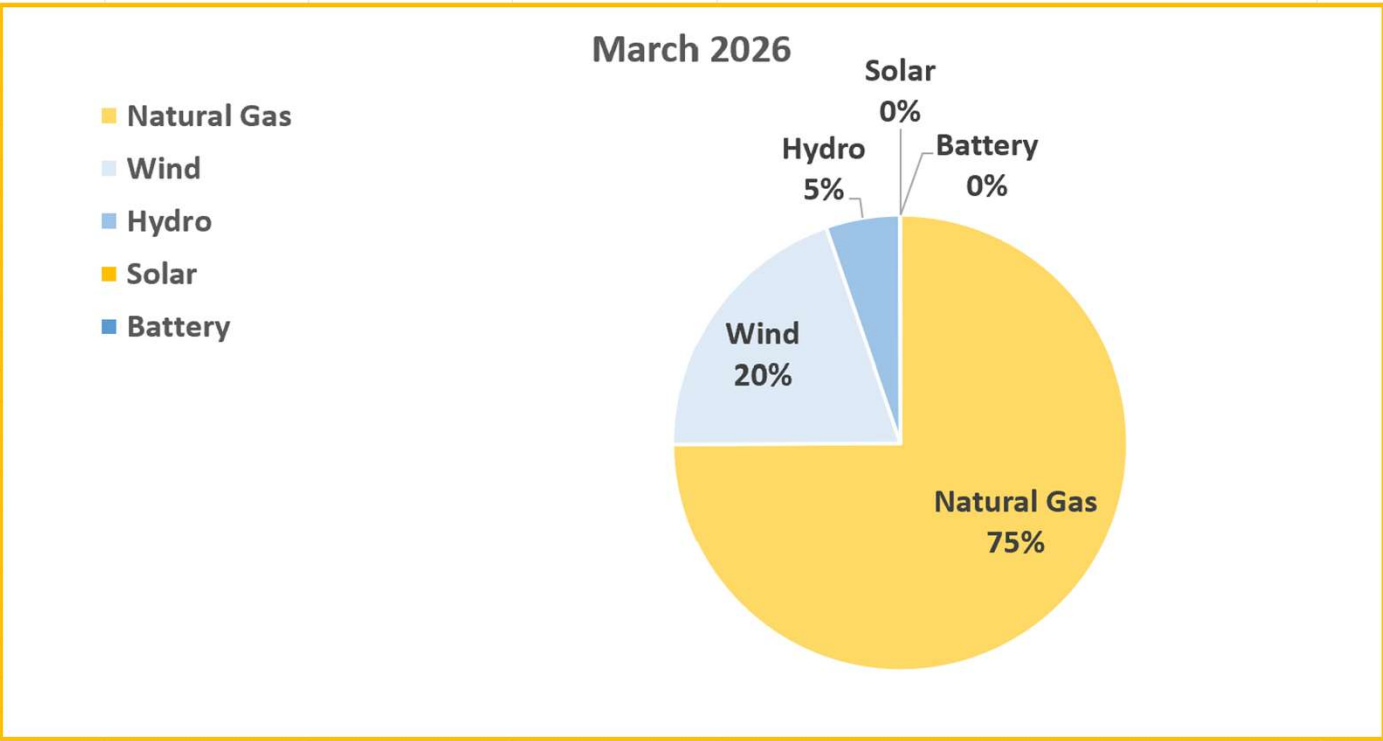


ECA Analysis Details - Capacity

Cost Item	Actual	Budget Forecast
Capacity Payment to Cities	\$116,929.00	\$116,929.16
PROPOSED AVAILABILITY PAYMENT	\$0.00	\$0.00
GRDA	\$163,632.50	\$160,125.00
SPA	\$22,260.00	\$22,522.08
Dogwood O&M	\$413,071.03	\$229,040.10
Dogwood Debt Service	\$296,847.90	\$298,200.73
Generation fund (reserve)	\$166,667.00	\$166,666.67
Walnut Energy Center Fixed O&M	\$0.00	\$0.00
SESC Debt Service	\$13,930.00	\$13,930.21
SESC Fixed O&M	\$8,502.00	\$8,502.08
Pace Solar Debt Service	\$0.00	\$0.00
PACE O&M	\$9,167.00	\$9,166.67
Generation Repair Fund	\$41,667.00	\$41,666.67
Chanute PPA	\$25,500.00	\$25,500.00
Heartland	\$35,000.00	\$35,000.00
Winter Capacity Sale	\$0.00	\$0.00
Total Capacity Costs	\$1,313,173.43	\$1,127,249.36

- Dogwood O&M – Is Estimated.

KPP Generation Mix



Questions?

